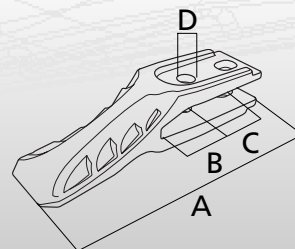











DRP Mini
Excavator:
Bolt-On Teeth








mm.						 KG	 F17-7 17-7
A	B	C	D				
193	40	40	45	14	16	1,28	F17-7 17-7
7,60"	1,57"	1,57"	1,77"	0,55"	0,63"	2,82	

mm.					
A	B	C			
61	54	127	1,12	FE18 L 18 TL	18
2,40"	2,13"	5,00"	2,47		







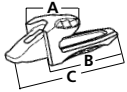
mm.					
A	B	C			
62	53	160	1,15	FE18 P 18 TL	18
2,44"	2,09"	6,30"	2,54		







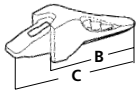
mm.								
A	B	C	D	β				
42	136	107	176	28°	20	1,62	FE18 R 833-18	18
1,65"	5,35"	4,21"	6,93"		0,79"	3,57		







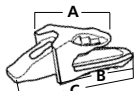
mm.									
A	B	C	β	↓	↑				
85	160	230	25°	13	20	2,50	FC23 P-23	910, 920, 922, 931, 933, 941	
3,35"	6,30"	9,06"		0,51"	0,79"	5,51			



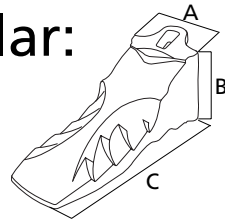
mm.									
A	B	B	↓	↑	β				
202	273	25°	13	20	3,55	FC23 F	910, 920, 922, 931, 933, 941		
7,95"	10,75"		0,51"	0,79"	7,83				



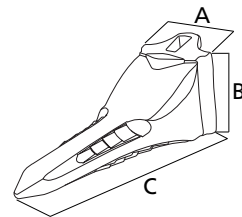
mm.									
A	B	C	β	↓	↑				
125	158	232	25°	13	20	2,85	FC23 R	910, 920, 922, 931, 933, 941	
4,92"	6,22"	9,13"		0,51"	0,79"	6,28			



DRP Caterpillar: Long



mm.			KG		
A	B	C			
60 2,36"	78 3,07"	180 7,09"	1,45 3,20	FC23 L 4K-6936	910, 920, 922, 931, 933, 941
72 2,83"	77 3,03"	189 7,44"	2,10 6,50	FC34 L 4K-0034	930, 944, 950, 951, 955, 966



mm.			KG		
A	B	C			
60 2,36"	75 2,95"	180 7,09"	1,20 2,65	FC23 P	910, 920, 922, 931, 933, 941